

APTPUO ONLINE FORUMS

---

# HOW TO PARTICIPATE IN THE FORUM



PRESENTED BY:  
APTPUO

## LOG IN

---

**Username:**

**Password:**

**Keep me signed in**

[Register](#)  
[Lost Password](#)

**LOG IN**

# STEP 1

---

Access the forum by selecting "forum" from the top menu. Go to the bottom of the page to find the place where you need to login. Press "Register".

# STEP 2

---

Fill in the following boxes with your information. Don't forget to check the reCAPTCHA box to confirm that you are not a robot! Once the boxes are filled in, press "Register". An email will be sent to you to confirm your details. Please check the email before creating your password.

Username

Roy.Natasha

Email

ABC123@uottawa.ca

Department

Translation

Faculty

Arts



I'm not a robot



Registration confirmation will be emailed to you.

**Register**

From: <[wordpress@aptpuo.ca](mailto:wordpress@aptpuo.ca)>  
Date: Wed, May 13, 2020 at 1:08 PM  
Subject: [APTPUO] Login Details  
To: <[aptpuo@uottawa.ca](mailto:aptpuo@uottawa.ca)>

Username: 'aptpuo'

To set your password, visit the following address:

<https://aptpuo.ca/wp-login.php?action=rp&key=3D0svizADAgnyiqOC8tQ&login=aptpuo>

<https://aptpuo.ca/wp-login.php>

--

## STEP 3

---

To create your password, please click on the link that was sent to you by email. Here is an example of the email.



## STEP 4


---

Insert your username and create your password. Then press "Log in".

**Don't forget to confirm that you are not a robot before logging in!**

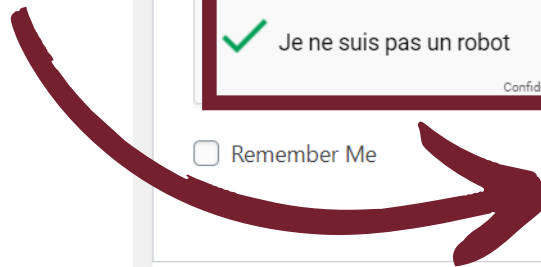
Username or Email Address  
Roy.Natasha

Password  
.....

Je ne suis pas un robot   
reCAPTCHA  
Confidentialité - Conditions

Remember Me

[Register](#) | [Lost your password?](#)  
← [Back to APTPUO](#)



# STEP 5

## Forums

[Latest news](#) > [Forums](#)

Now that you are logged in to the forums, you can participate in the discussions. Head over to the Forums page and choose the topic of your choice.

| Forum                                    | Topics | Posts | Last Post   |
|--|--------|-------|---|
| <a href="#">Distance Education</a>       | 3      | 4     | <a href="#">1 day, 19 hours ago</a><br><a href="#">Tom Boogaart</a> |
| <a href="#">General Discussion</a>       | 0      | 0     | No Topics   |
| <a href="#">Lecturing online</a>         | 1      | 2     | <a href="#">1 week, 6 days ago</a><br><a href="#">Kate Fletcher</a> |
| <a href="#">Living in Quarantine</a>     | 0      | 0     | No Topics   |
| <a href="#">Research from a Distance</a> | 0      | 0     | No Topics   |
| <a href="#">Tips and Tricks</a>          | 2      | 2     | <a href="#">6 days, 2 hours ago</a><br><a href="#">Tom Boogaart</a> |
| <a href="#">Work from Home</a>           | 1      | 2     | <a href="#">1 week, 6 days ago</a><br><a href="#">Kate Fletcher</a> |

Reply To: Document access on Brightspace

Your account has the ability to post unrestricted HTML content.

B / [LINK](#) [B-QUOTE](#) [DEL](#) [IMG](#) [UL](#) [OL](#) [LI](#) [CODE](#) [CLOSE TAGS](#)

Thanks for the clarification Tom!

### Upload Attachments

Maximum file size allowed is 512 KB.

Attachments:

no file selected

[Add another file](#)

I'm not a robot



reCAPTCHA  
Privacy - Terms

# STEP 6

To participate in the discussion on a topic of your choice, simply scroll to the bottom of the page. Write your comments in the white box. You can then post your comments by pressing "SUBMIT" or "SEND".




**Don't forget to confirm that you are not a robot by checking the reCAPTCHA box.**



# STEP 7

---

Your comments have been published!

| Author   | Posts   |
|--|---|
| 2020-05-15 at 11:57  | <a href="#">EDIT</a> <a href="#">MERGE</a> <a href="#">CLOSE</a> <a href="#">STICK (TO FRONT)</a> <a href="#">TRASH</a> <a href="#">SPAM</a> <a href="#">UNAPPROVE</a> <a href="#">REPLY</a> #2762  |
| <br><a href="#">nroy065</a><br>Moderator<br>(76.71.176.230)<br>Department:<br>Linguistics<br>Faculty: Arts    | <p>Hello everyone,</p> <p>I hope you are adapting well to this new era of remote teaching.</p> <p>It is worth noting that depending on your settings on Brightspace, your students may be able to download the documents (PDF, audio, video, etc.) that you submit.</p> <p>It is however possible to modify these settings so that your students can only view the course content on Brightspace while blocking the ability to download the content. To do this, you need to redefine their role in the settings as "Read-only access". This change will then apply to all files you publish on Brightspace.</p> <p>We also urge you to add a copyright protection clause in the syllabus.</p> <p>Best regards,</p> |
| 2020-05-20 at 17:13  | <a href="#">EDIT</a> <a href="#">MOVE</a> <a href="#">SPLIT</a> <a href="#">TRASH</a> <a href="#">SPAM</a> <a href="#">UNAPPROVE</a> <a href="#">REPLY</a> #2776  |
| <br><a href="#">Tom Boogaart</a><br>Participant<br>(192.226.147.9)<br>Department:<br>History<br>Faculty: Arts | <p>Natasha is referring to a 'role' permission, however, for many professors that would not be an ideal option if you were planning to use Brightspace for anything other than to transmit documents. Reducing students to 'observers' would not enable you to use the platform for discussions or submitting work, for example. If you just want to share documents, it would be easier to use a shared folder like one drive. You could link it on Brightspace and then set the folder protections.</p>   |
| 2020-05-22 at 13:11  | <a href="#">EDIT</a> <a href="#">MOVE</a> <a href="#">SPLIT</a> <a href="#">TRASH</a> <a href="#">SPAM</a> <a href="#">UNAPPROVE</a> <a href="#">REPLY</a> #2798  |
| <br><a href="#">nroy065</a><br>Moderator<br>(64.228.79.222)<br>Department:<br>Linguistics<br>Faculty: Arts  | <p>Thanks for the clarification Tom!</p>  |



## DO YOU NEED SOME HELP?

---

Send us an email at [info@aptpuo.ca](mailto:info@aptpuo.ca)